



HONDA  
**NX**  
500

*Honda E-Clutch*



**NEW  
EXPERIENCE**

\*Product shown in the picture may vary from actual product available in the market.



Go where you choose with the all-new Honda NX500, a perfect choice for modern street adventures. Crafted to be the ultimate companion for those seeking thrilling rides from city streets to weekend escapades, the Honda NX500 redefines versatility. Its modern off-road inspired design, featuring an assertive rally-style fairing and a large sized screen, offers both comfort and wind protection. This cutting-edge ride is equipped with advanced technology, including a 5-inch TFT screen with Honda RoadSync smartphone connectivity. Powered by a twin-cylinder engine, the Honda NX500 ensures flexible and immensely enjoyable performance with HSTC traction management. Your new experience awaits – where will you take your next ride?





# ULTIMATE POWER

---

## Twin-Cylinder Engine

Strong torque seamlessly from low to mid rev-range, with 43Nm impressive peak, ensuring a thrilling and responsive acceleration experience both on and off the road.



\*Product shown in the picture may vary from actual product available in the market.



# ENHANCED VISIBILITY

## Powerful New Headlight

Commanding attention with a strong beam penetration, the powerful headlight ensures broad light distribution on either side, significantly enhancing visibility for confident night-time cornering and exploration.



\*Product shown in the picture may vary from actual product available in the market.



# ENGINEERED TO PERFECTION

---

## Honda E-Clutch

Use it like a regular clutch or don't. With Honda's new E-Clutch, the NX500 shifts up, down, start, and stops without you touching the clutch lever. It's smooth, seamless, and always in sync with how you ride.

*Honda E-Clutch*



# RALLY SPEC WIND PROTECTION

The NX 500 comes with Rally Spec Wind Protection that enhances performance with improved aerodynamics and adds more to your adventures by reducing rider fatigue.



\*Product shown in the picture may vary from actual product available in the market.



# TRACTION MANAGEMENT

---

## Honda Selectable Torque Control

Masterfully handling rear wheel traction across varied road conditions, especially in rainy weather. For off-road adventures on dirt or gravel, the traction control can be switched off completely, unleashing maximum driving power.





# UTMOST COMFORT

---

## Suspension

The advanced suspension technology, the 41mm Separate Function-Big Piston (Showa SFF-BP) forks promise precision, reduced sliding resistance, with dual discs for powerful braking.





# ADVANCED DISPLAY TECHNOLOGY

## Fully Connected Colour TFT Display

Enhancing the riding experience with cutting-edge optical bonding technology, the 5-inch display not only reduces glare but also boasts intuitive operation. It seamlessly integrates smartphone connectivity through Honda RoadSync.



\*Product shown in the picture may vary from actual product available in the market.

HONDA  
**NX**  
500

# ACCESSORIES

WIND SCREEN  
(SMOKE)



ACCESSORY  
SOCKET



TANK PAD



MAIN STAND

\*Product shown in the picture may vary from actual product available in the market.

HONDA  
**NX**  
500


REAR CARRIER



FRONT  
SIDE PIPES




KNUCKLE GUARD



TOP BOX

TOP BOX BASE



\*Product shown in the picture may vary from actual product available in the market.



*Pearl Horizon White*

*Mat Gunpowder Black Metallic*

## SPECIFICATIONS

### ENGINE

Engine Type	4 Stroke, 8 Valves Parallel Twin DOHC, Liquid Cooled 2-cylinder
Bore x Stroke	67 x 66.8 mm
Compression Ratio	10.7± 0.2
Displacement	471 cc
Net Power	35 kW @ 8600 rpm
Maximum Torque	43 Nm @ 6500 rpm
No. of Gears	6

### DIMENSIONS AND WEIGHT

Length x Width x Height	2165 mm x 830 mm x 1415 mm
Wheelbase	1445 mm
Ground Clearance	180 mm
Kerb Weight	199 kg
Fuel Tank Capacity	17.5 L
Frame Type	Steel Diamond
Seat Height	830 mm

### WHEELS, SUSPENSION AND BRAKES

Tyre Size (Front)	110/80R19M/C
Tyre Size (Rear)	160/60R17M/C
Brake Type (Front)	Double Disc - 296 mm
Brake Type (Rear)	Disc - 240 mm
Front Suspension	Showa SFF-BP USD Forks
Rear Suspension	Monoshock with Pro- Link Linkage, 5 Stage Preload Adjuster

### ELECTRICALS

Battery	12v, 7.4 Ah
Headlight	LED
Tail Lamp	LED

***Honda BigWing***  
—EXCITES THE WORLD—


**Bigwing Kottayam Central**

Manipuzha  
Kottayam  
Tel: 9207139666  
Mob: 9048066611

**Honda Motorcycle and Scooter India Pvt. Ltd.,**

**Registered Office:** Plot No. 1, Sector - 03, IMT Manesar, Distt. Gurugram (Haryana) - 122052, India

**Customer Care:** [customercare@honda.hmsi.in](mailto:customercare@honda.hmsi.in) **Website:** [www.honda2wheelersindia.com](http://www.honda2wheelersindia.com)

Follow us on:   Honda BigWing India |   BigWingIndia